



www.flyingworld.co.kr

# Flying World!

ACTIVE PROJECT LEARNING PROGRAM TO LEARN IN ENGLISH

*Based on the Year Long Curriculum of Kindergarten and Elementary School*



What is



?

미국중심이 아닌  
우리식의  
**Social Studies**  
프로그램

세계역사, 문화,  
인물 등의  
**Video Clip** 학습

배우는 학습내용과  
연관된 체험  
**Craft** 학습

올바른  
인성지도를 위한  
**Good Character**  
학습



### ▶▶ Components

Level	Starter	Inter	Advanced
단계	Yellow	Pink	Green
구성호수	1호~12호	1호~12호	1호~12호

“ 1개월  
4주수업분량의  
총 36개월  
프로그램 ”

### 월 제공 내역 구성

교재 1권 + 체험교구 4팩



교재 + 배경지식 비디오클립 + 체험교구 + 워크시트가


## 제공되는 통합 프로그램

### INPUT

**A** Student Book (Practical Exercise)



**B** World History Video Clips



### OUTPUT

**E**  
More Worksheets



**C** Art & Crafts  
(체험교구)



**D**

Extended Activity Tips

Highly Recommend for

Circle Time

Content Area Studies

Daily Language Time



특장점

01

## 누리과정 & 초등통합교육과정 커리큘럼

누리과정과 초등통합 교육과정의 월별 교육주제에 맞춰 주제별 영어학습을 설계하였습니다.



# Good Character 학습

올바른 인성 지도를 위해 모든 레슨 마다 Good Character 학습을 배치하였습니다.

**Let's Be Good Students** Put the sticker on a good student.

sticker sticker sticker

**Let's Be Good Students** Who is a good student? Circle.

You can use mine. These are mine.

**More Practice** Draw and color.

Hello! My name is Irene.

**More Practice** Put the stickers and trace the words.

crayon scissors book

**Let's Be Good Students** Put the sticker on a good student.

penal tape glue

**Let's Be Good Students** Who is a good student? Circle.

You can use mine. These are mine.

**More Practice** Choose and color. Then, put the correct word sticker.

draw paint read write

**Let's Be Good Students** Put the right sticker.

Can I jump?

Yes! We can have fun!

**More Practice** Match and trace the beginning letters.

walking feet listening ears looking eyes

**Let's Be Good Students** Put the stickers.

I have good listening ears.

I can learn. I can make friends.

**Let's Be Good Students** Put the right sticker.

Can I join you? Yes! We can have fun!

sticker

**Let's Be Good Students** Put the stickers.

I have good listening ears.

sticker

I can learn.

sticker

I can make friends.

# Historic Event Of the Month

## 배경지식 비디오클립 제공

매달 세계의 문화, 축제, 역사, 인물에 관한 배경지식을 영어 / 한글 두가지 버전으로 녹음 된 비디오클립으로 제공하여 즐겁게 학습하게 합니다.

“ 아래 QR코드를 직접 시연해 보세요! ”

**Social Studies**

Let's Build Up Our Knowledge

Historic Event of the Month

Watch the video and put the stickers in the correct order.

- 1 MARCH 17<sup>TH</sup>  
March 17<sup>th</sup>
- 2 St. Patrick chased snakes.
- 3 We wear green.
- 4 Leprechauns hide treasure.
- 5 Eating green eggs

Festival : St. Patrick's Day

**Biography**




Let's Build Up Our Knowledge

Historic Event of the Month

Watch the video and use the stickers to complete the timeline.

- 1 Caprese  
Born in ...
- 2 FLORENCE  
Studied in ...
- 3 Pieta  
Famous work
- 4 Sistine Chapel  
Famous work
- 5 Caprese Michelangelo  
Changed town name

MICHELANGELO



## 체험식 Craft 학습을 위한 재료 및 티칭팁 제공

모든 레슨별로 체험 Craft 활동으로 수업을  
마무리 할 수 있도록 일체의 교구 및 재료를 제공합니다.



교재 1호당 레슨 4개로 이루어져 있으며,  
모든 레슨마다 체험교구세트가 제공됩니다.



학습목표 & Key Expressions 제시

**LESSON 1**

Theme: Greetings      Good Character: Good Students

# My First Day of School

**Learning Objectives**

1. Students will be able to greet each other and introduce themselves.
2. Students will know how to say hello in different languages.

**Key Expressions**

Hello! / What's your name? / I am \_\_\_\_\_.  
Nice to meet you [,too].

---

**Picture Talk Together**

**Circle the correct answer.**

1. Where are the children going?  
a.       b. 

2. How do they look?  
a.  They look angry.      b.  They look happy.

**4 Flying World!**

레슨 학습 내용에 대한 Warm up activites





3. What do you do when you say hello to others?

a.



b.



c.



Lesson 1. My First Day of School

5





스토리 본문 오디오 제공

**It's Show TIME** >

Listen to the story.

PEMDA

ten s

1000

“  
Hello, I am your teacher, Peter.  
Nice to meet you all.  
What's your name?  
”

**New Words**

Put the right stickers.

	sticker	sticker	sticker	sticker
hello	school	name	nice	meet

6 Flying World!

New Words 오디오 제공

Key Expression & Vocabulary 학습



“  
Hello, I am Jenny.  
Nice to meet you.  
”



### Let's Talk

Put the right stickers.

A : Hello, I am Daisy. What is your n sticker ?

B : Hi, my n sticker is Sam. Nice to m sticker you.



More Practice



Trace and color.



Hello!

My **name** is Irene.



Nice to  
**meet** you.

Let's Be Good Students



Put the sticker on a good student.



sticker



sticker



sticker

## Speaking Activity

It's Your Turn

Trace the beginning letter and match.  
Practice the conversation with your partner.

“  
Hello!  
I am Sally.  
What's your  
name?  
”



Daisy

Sam

Irene

Mike



Mike



Irene



Daisy



Sam



Hello! I am \_\_\_\_\_.  
Nice to meet you!





## World History 배경지식 비디오 클립

Social Studies

### Let's Build Up Our Knowledge



- How do you greet in your country?
- Watch the video and match.

In the USA



"Hola"

In France



"Ni hao ma?"

In China



"How are you?"

In Spain



"Bonjour"

## 주제연계 체험 Craft 활동

### Let's Try It Out

Introduce yourself to your friends with the microphone.

#### What You Need



polyethylene foam cylinder



styrofoam ball




stickers



pipe cleaner



toothpick



1

Color the styrofoam ball as you like.




2

Attach the ball and the foam cylinder together using a toothpick.




3

Attach the pipe cleaner at the bottom of the foam cylinder.



4

Put the name tag and stickers on the foam cylinder.



#### Activity Tip!

- Have students introduce themselves to the class.
- Have them greet each other in other languages, like "Ni hao ma".

Lesson 1. My First Day of School





부가자료

## 교실수업용 E-Book

flyingworld.co.kr ▶ 교수자료실



전자칠판, TV, PC 모니터 등 대형화면에 송출하여  
생생한 디지털 수업 구현!





# Lesson Plan (TG)

flyingworld.co.kr ▶ 교수자료실

Yellow 01 Lesson 1 My First Day of School	
<p><b>It's your Turn (page 9)</b></p> <ul style="list-style-type: none"> <li>Have students turn to page 9 and read the directions.</li> <li>Have students trace the beginning letters and match.</li> <li>Ask students to read each student's name pointing to them.</li> <li>Have students write their names on the line and practice the conversation with their partner.</li> </ul>	
<p><b>Let's Build Up Our Knowledge (page 10)</b></p> <p><b>Video Script</b> "Global Greetings"</p> <p>We all love to play with our friends. Making new friends can be a lot of fun, too! You can make new friends everywhere. You can make friends in school. You can make friends at the beach. You can make friends in the park. How can we make friends, what should we say? When we meet new people, we should say "hello" and "how are you?"</p> <p>Try it with your friends! In different countries they say "hello" in different ways. Let's travel around the world and see how they say hello to each other.</p> <p>In France, they don't say "hello", they say "Bonjour". Can you try it? "Bonjour" That's good, "Bonjour!" In China, they don't say "hello", they say "Ni hao ma." Can you try it? "Ni hao ma." That's good, "Ni hao!" In Spain, they don't say "hello", they say "Hola." Can you try it? "Hola." That's good, "buenos!" Now we can say "hello" to friends all over the world!</p> <p>Where will you go first?</p>	<p>• Video</p>
<p><b>Let's Try It Out (page 11)</b></p> <ul style="list-style-type: none"> <li>Have students turn to page 11 and read the direction.</li> <li>Ask students what they need to make the microphone and introduce the materials needed to them.</li> <li>Have students read the four steps of making the microphone together.</li> <li>Explain each step to the students in details.</li> <li>Have students make the microphone by themselves and go around the class and monitor students' work.</li> <li>Ask students introduce themselves to the class with the microphone they made. They can use various greetings from page 10.</li> <li>For example: Hello! I am Sarah! Nice to meet you. How! / Bonjour!</li> </ul>	<p>polyethylene foam cylinder, styrofoam ball, stickers, pipe cleaner, toothpick</p>

Yellow 1 Lesson 1

Yellow 01 Lesson 1 My First Day of School	
<p><b>Theme</b> Greetings</p> <p><b>Good Character</b> Good Students</p> <p><b>Learning Objective</b> 1. Students will be able to greet each other and introduce themselves. 2. Students will know how to say hello in different languages.</p> <p><b>Key Expressions</b> Hello! / What's your name? / I am _____. / Nice to meet you (too).</p> <p><b>Materials</b> polyethylene foam cylinder, styrofoam ball, stickers, pipe cleaner, toothpick</p>	
<p><b>Procedure</b></p> <p><b>Introduction (pages 4-5)</b></p> <p><b>Picture Talk Together</b></p> <ul style="list-style-type: none"> <li>Ask students to look at Picture Talk Together and circle the correct answers.</li> <li>1. a</li> <li>2. b</li> <li>3. a</li> </ul>	<p><b>Teaching Materials</b></p>
<p><b>It's Show TIME (pages 6-7)</b></p> <p><b>It's Show TIME</b></p> <ul style="list-style-type: none"> <li>Have students open their books to pages 6 - 7 and ask: "What do you see? Where are they? What are they doing?"</li> <li>Play the audio and have students listen to the story.</li> <li>Have students read the story individually, in a class, or in groups and explain if there are any unknown words or structures.</li> <li>Check students' understanding of the story. Ask students: "What does the teacher (the girl) say? What is the teacher's (girl's) name?"</li> </ul> <p><b>Let's Talk</b></p> <ul style="list-style-type: none"> <li>Ask students to look at the words found on page 6 and ask them to put the right stickers.</li> <li>Check the students' answers.</li> <li>Play the audio and have students listen and repeat the words together.</li> </ul> <p><b>More Practice</b></p> <ul style="list-style-type: none"> <li>Have students read the sentences in pair and ask them to put the right stickers.</li> <li>Check the answers together.</li> </ul>	<p>• Audio</p> <p>• Stickers on 6p</p> <p>• Stickers on 7p</p>
<p><b>More Practice (page 8)</b></p> <p><b>Let's Be Good Students!</b></p> <ul style="list-style-type: none"> <li>Have students open their books to page 8 and read the directions.</li> <li>Have students read, trace and color the sentences.</li> <li>Ask students to read out the sentences together.</li> <li>Have students put the sticker on a good student among three pictures.</li> <li>Check the answers together.</li> </ul>	<p>• Crayons</p> <p>• Stickers on 8p</p>

Yellow 1 Lesson 1

수업 절차별로 세분화된 레슨플랜을 제공합니다.

# Worksheets

flyingworld.co.kr ▶ 교수자료실


Lesson 1 My First Day of School Worksheet Name: \_\_\_\_\_

• Read and draw each country's flag.

_____	_____
"Ni hao ma" in China.	"Hola" in Spain.
_____	_____
"Bonjour" in France.	"How are you?" in USA.

• Read, choose and write.

name	meet	teacher
------	------	---------


 Hello, I am your \_\_\_\_\_, Peter.  
 Nice to \_\_\_\_\_ you all.  
 What's your \_\_\_\_\_?


© 2021 Flying World! Photocopiable

Lesson 1 My First Day of School Worksheet Name: \_\_\_\_\_




• Choose and write.

meet	name	Nice	Jenny	teacher
------	------	------	-------	---------

 Hello, I am your \_\_\_\_\_, Peter.  
 \_\_\_\_\_ to meet you all.  
 What's your \_\_\_\_\_?

 Hello, I am \_\_\_\_\_.  
 Nice to \_\_\_\_\_ you.

• Read and draw the boy's face.

		
happy	angry	nice

© 2021 Flying World! Photocopiable

Lesson 1 My First Day of School Worksheet Name: \_\_\_\_\_

\_\_\_\_\_ and paste. Then trace the words.










_____	2. _____
meet	name
_____	4. _____
school	hello
	
	










© 2021 Flying World! Photocopiable

Debate용 Worksheets 추가 제공 (Green 단계에 한정함)

학습대상의 연령별 특성을 고려하여 Kinder (활동 중심), Primary (학습 중심)의 2가지 Type 제공





# Yellow 커리큘럼 / Craft List

호	Monthly Theme	Weekly Theme	
1호 (3월용)	School and Friend	Greetings School things What we learn at school Class rules	
			
마이크 만들기	학용품 파우치 만들기	I can 게임판	규칙 펜던트 만들기
2호 (4월용)	Spring	Spring weather Picnic Insects in spring Flowers in spring	
			
날씨왕관	피크닉 가방	벌과 나비	꽃 팔레트
3호 (5월용)	Me and My Family	Body parts Body movements Family members What my family does for me	
			
베어로 인형	점핑 쿠키카	가족 막대인형	가족 사랑카드
4호 (6월용)	My Town	My town Places in my town People in my town Shopping in my town	
			
우리동네 연필통	우리동네 간판	직업 손인형	3D 마트
5호 (7월용)	Summer	Summer fruits Ice cream flavors Weather and clothes Activities at the beach	
			
수박 부채	아이스크림콘	여름 티셔츠	그리기 비치볼
6호 (8월용)	Health and Safety	Personal hygiene Healthy food Safety Going to the clinic	
			
네일아트 팔찌	우유팩 저금통	자전거 타는 아이	병원 X-ray




호	Monthly Theme	Weekly Theme	
7호 (9월용)	Nature and Environment	Things in the sky? Farm animals Nature Recycling	
			
잠자리	양 얼굴가면	종이 비행기	나의 노트북
8호 (10월용)	Fall	Things we can see in fall What we make with apples Ready for winter Halloween	
			
사계절 나무	사과나무	다람쥐 머리띠	할로윈 리스
9호 (11월용)	Living Tools	Kitchenware Tableware Cutlery set Dish washing equipment	
			
나의 주방	숟가락 인형	종이컵 화분	나의 싱크대
10호 (12월용)	Winter	Weather and clothes in winter Outdoor winter activities Snowmen Christmas	
			
겨울 장갑	썰매 타는 아이	눈사람 카드	산타 가면
11호 (1월용)	Transfortation	Transportation Wheels My Favorite Vehicle Road Safety	
			
자동차	스피닝 휠	우주선	횡단보도 야광 목걸이
12호 (2월용)	The World We Live in	Hangeul, the Korean Alphabet Taegeukgi, the Korean flag Flags of Other Countries Seollal, Korean New Year	
			
한글 족자	태극기 비행기	세계국기 책	복주머니

# Pink 커리큘럼 / Craft List

호	Monthly Theme	Weekly Theme	
1호 (3월용)	School and Friend	Greetings Things at School Things I can Do at school Classroom Rules	
			
Feeling 회전판	교실 풍경	파울클레 도형	Reward Chart
2호 (4월용)	Spring	Rainy days Animals in spring Signs of spring Outdoor activities	
			
비오는 날 우산	손가락 무당벌레	꽃화분	피크닉 김밥
3호 (5월용)	Me and My Family	Me and myself My body and five senses I love my family Things I can do for my family	
			
나의 소개책	편백집 무지개	가족 리스	만찬 테이블
4호 (6월용)	My Town	Places in my town Places in my town Locations and directions Library rules	
			
My Town	우리동네 액자지도	동네미로	책 읽는 아이
5호 (7월용)	Summer	Beach preparation Fun at the beach Summer food Staying healthy in summer	
			
상어 물안경	여름 샌들	레몬에이드	운동하는 아이
6호 (8월용)	Health and Safety	Personal hygiene Balanced diet Healthy body Being safe	
			
목욕스폰지	피자상자	트로피	엘리베이터 안전규칙

호	Monthly Theme	Weekly Theme	
7호 (9월용)	Nature and Environment	Forest animals Underground homes Animal living in the water How to keep the oceans clean	
			
여우	종이컵 두더지	바다 풍경	바다속 풍경 패턴병
8호 (10월용)	Fall	Fall fruits and nuts Fall leaves Harvest Halloween	
			
밀밭 풍경	낙엽리스	할로윈 호박귀신	박쥐 머리띠
9호 (11월용)	Living Tools	Washing clothes Laundry machine Cleaning tools Family cleaning day	
			
세탁물 분류통	세탁기	종이빨대 빗자루	쓰레기통
10호 (12월용)	Winter	Winter weather Winter clothes Winter sports Christmas decorations	
			
눈 풍경	겨울옷 풍경	스케이트	크리스마스 트리
11호 (1월용)	Transfortation	Land Transportation Air Transportation Water Transportation Traffic Lights	
			
불도저	비행기	바다위의 배	신호등 목걸이
12호 (2월용)	The World We Live in	Traditional clothes Hanbok, Korean Traditional clothes Country & Nationality Korean Lunar New Year's Day	
			
꽃 노리개	갓	여권	떡국

# Green 커리큘럼 / Craft List

호	Monthly Theme	Weekly Theme	
1호 (3월용)	School and Friend	First day of school Things at school School subjects My school rules	
			
학교풍경	메모리 게임	3D 교실	입체교실
2호 (4월용)	Spring	Spring is here How to plant Spring flowers Picnic in spring	
			
나비팔찌	가족정원	민들레 풍경	조심래 미니책
3호 (5월용)	Me and My Family	My face and five senses Things I can do Family members Family activities	
			
코카카 손거울	운동화	카메라	가족나무
4호 (6월용)	My Town	My neighborhood Jobs in my neighborhood Places in my neighborhood My favorite place	
			
동네사람들과 건물들	I Want to Be	3D Town	놀이공원 액자
5호 (7월용)	Summer	Fruits and vegetables in summer? Healthy summer food and fruits Summer vacation How to be safe in the swimming pool	
			
여름 풍경	과일 슬러쉬	해수욕장 풍경	물놀이 안전책
6호 (8월용)	Health and Safety	Personal hygiene Balanced meal Safety in emergencies Healthy habits	
			
건강한 치아	샐러드 도시락	의사가방	요가

호	Monthly Theme	Weekly Theme	
7호 (9월용)	Nature and Environment	Pet animals Importance of trees clean air Saving the Earth	
			
새장 만들기	사랑나무	풍차	데이지꽃
8호 (10월용)	Fall	Fruits and vegetables in fall Types of farm fields Harvest Halloween	
			
단풍나무	호박도시락	가을밭	거미 머리띠
9호 (11월용)	Living Tools	What needs batteries? Things smartphones can do In my toolbox Things that use	
			
등대	나의 스마트폰	공구상자	앞치마
10호 (12월용)	Winter	What We Like in Winter Things to Keep Us Warm Snowflakes Christmas	
			
핫초코컵	눈사람	눈결정 리스	크리스마스 카드
11호 (1월용)	Transportation Facilities	Air Transportation Boats and Ships Traffic Signs How to Be Safe	
			
열기구	배	교통신호책	안전벨트 테그
12호 (2월용)	The World We Live in	How Many Continents in the World Houses Around the World Famous Landmarks in the World New Year's Food	
			
세계지도 퍼즐	인디언텐트	랜드마크 달력	화이어워크 꼬갈



## Yellow Video List



# Historic Event of the Month

		Lesson1	Lesson2	Lesson3	Lesson4
1호 (3월용)	Theme	Culture Global Greetings	Invention The Rubber Band	Artist Michelangelo	Festival St Patrick's Day
2호 (4월용)	Theme	Festival Find a Rainbow Day	Festival Arbor Day	Writer Hans Christian Andersen	Invention The Zipper
3호 (5월용)	Theme	Musician Tchaikovsky	Festival Children's Day	Aviator Amelia Earhart	Nurse Florence Nightingale
4호 (6월용)	Theme	Invention Yo:Yo	Actor Judy Garland	Invention Toothbrush	Writer Helen Keller
5호 (7월용)	Theme	Festival Canada Day	Festival Moon Day	Culture Disneyland Opens	Festival International Friendship Day
6호 (8월용)	Theme	Astronomer Maria Mitchell	Festival Rollercoaster Day	Inventor Orville Wright	Nun Mother Teresa
7호 (9월용)	Theme	Puppeteer Jim Henson	Invention Band-Aid	Festival Autumn (Autumn Equinox)	Writer Shel Silverstein
8호 (10월용)	Theme	Invention Edison's 1st Motion Picture	Artist Pablo Picasso	History GMT + Time Zones	Festival Halloween
9호 (11월용)	Theme	Festival X-Ray Day	Invention Traffic Light	Writer Bram Stoker	Artist Claude Monet
10호 (12월용)	Theme	Geography New Zealand Discovered	Artist Walt Disney	Writer Rudyard Kipling	Festival Christmas All over the World
11호 (1월용)	Theme	Inventor Louis Braille	History First Winter Olympic Held	Writer Lewis Carroll	Musician Schubert
12호 (2월용)	Theme	Festival Groundhog Day	Musician Handel	Inventor Thomas Edison	Invention Blue Jeans (Levi Strauss)





## Pink Video List



# Historic Event of the Month

		Lesson1	Lesson2	Lesson3	Lesson4
1호 (3월용)	Theme	Culture Global Customs	Invention First Paper Money	Scientist Alexander Graham Bell	Festival Johnny Appleseed Day
2호 (4월용)	Theme	Festival World Earth Day	Artist Leonardo Da Vinci	Festival Easter	Scientist Sophie Germain
3호 (5월용)	Theme	Musician Johannes Brahms	Festival Mother's Day	Artist Henri Rousseau	Culture The Eiffel Tower Opens
4호 (6월용)	Theme	Science Mt. Pinatubo	Invention UNIVAC1, First Computer	Invention Bicycle	Writer Eric Carle
5호 (7월용)	Theme	History Julius Caesar	Science NASA	Writer Earnest Hemingway	Scientist Nikola Tesla
6호 (8월용)	Theme	History Switzerland Founded	Artist Andy Warhol	Science The First Photo of Earth from the Moon	History Guinness World Records Published
7호 (9월용)	Theme	Writer Edgar Rice Burroughs	History Queen Elisabeth	Science First Hot Air Balloon Flight	Invention The First Commercial Chewing Gum
8호 (10월용)	Theme	History Mahatma Gandhi	Festival Thanksgiving Day	Invention Model T Ford (First Car)	Festival Diwali
9호 (11월용)	Theme	Inventor James Naismith (Basketball)	Astronomer Edmund Halley	Scientist Marie Curie	Sculptor Auguste Rodin
10호 (12월용)	Theme	Festival St. Nicholas Day	Invention Ball-Bearing Roller Skates	Geography South Pole Discovered	Scientist Louis Pasteur
11호 (1월용)	Theme	Invention Drinking Straw Patented	Doctor Albert Schweitzer	Festival Australia Day	Musician Mozart
12호 (2월용)	Theme	Culture Hershey's Chocolate Founded	Festival Valentine's Day	History Abraham Lincoln	Astronomer Galileo Galilei



## Green Video List



### Historic Event of the Month

		Lesson1	Lesson2	Lesson3	Lesson4
1호 (3월용)	Theme	Culture Say Hello to The World	Invention Invention_Pencil with Eraser	History First Walk in Space	Scientist Albert Einstein
2호 (4월용)	Theme	Geography Discovery of The North Pole	Festival Songkran	Writer William Shakespeare	Scientist Jane Goodall, Chimpanzee Expert
3호 (5월용)	Theme	Literature Sherlock Holmes	Festival National Teachers Day	Artisi Keith Haring	Journalism Pulitzer Prize Established
4호 (6월용)	Theme	Festival World Environment Day	Artist Paul Gauguin	Invention Baseball	History Korean War
5호 (7월용)	Theme	Artist Rembrandt	Science Apollo 11 Lift Off	History Nelson Mandela	History Simon Bolivar
6호 (8월용)	Theme	Science Oxygen Discovered	History Napoleon	History Mt. Vesuvius Erupted	History Barack Obama
7호 (9월용)	Theme	Writer Roald Dahl	Journalism The New York Times Published	Scientist Michael Faraday	Writer Leo Tolstoy
8호 (10월용)	Theme	History SOS Established	Festival Columbus Day	Culture Statue of the Liberty	Scientist Bill Gates
9호 (11월용)	Theme	History King Tut's Tomb Discovered	Astronomer Edwin Hubble	Writer Mark Twain	Festival Hanukkah
10호 (12월용)	Theme	Geography Iceland	Musician Beethoven	Scientist Isaac Newton	Festival Kwanzaa
11호 (1월용)	Theme	Festival New Year's Day	Invention First Subway	History Benjamin Franklin	History Martin Luther King
12호 (2월용)	Theme	Inventor Steve Jobs	Astronomer Nicolaus Copernicus	Scientist Charles Darwin	Writer Charles Dickens



영어로 배우는 즐거운  
**Project Learning**  
프로그램





영어로 배우는  
즐거움 체험과학

Best Partner  
Science Program  
with

Flying  
World!

NEW

FLYING APPLE



A  
교재



B  
체험교구(실험교구)



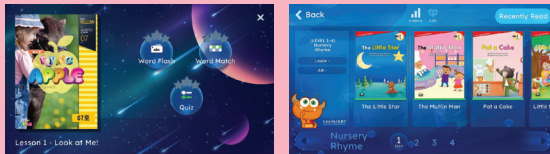
E  
체험동식물



D

온라인 멀티미디어

BIGBOX



온라인학습액티비티



영어도서관

FLYING EDU

www.flyingworld.co.kr

Keep Thinking! Keep Trying!

체험식 CLIL 프로그램 개발선두 기업

070-5057-0981

flyingworld05@gmail.com